

## PRODUCT DATASHEET

Last information update: Mar. 2025



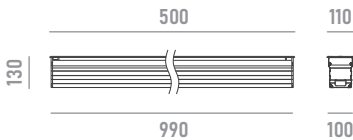
### DAN LITE

1913W50(0.5)

Adjustable in-ground LED wallwasher for outdoor applications

#### Technical Features

Power	50W
Input voltage	AC100-240V
Insulation class	I
Delivered flux	4,000 lm ±10%
Light distribution type	Symmetrical / elliptical
Beam angle	6°, 12°, 20°, 30°, 45°, 60° / 10°x70°
Light colour / CCT	2700K, 3000K, 4000K
CRI	80
Source type	LED
LED number	10
MacAdam step	5
Power supply	Built-in
Control	ON/OFF
Protection index	IP67
Impact resistance	IK10
Lifetime	50,000 hours Ta=25°C



#### Construction

Aluminum body, stainless steel trim, tempered glass cover, PC optical lenses, aluminum recessed box.

#### Temperature Limits

Ambient operating temperature	from -20°C to +50°C
Storage temperature	from -40°C to +70°C

#### Installation

Ground recessed with recessed box (standard).

#### Finish Colours

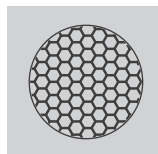
Trim in Stainless Steel (standard). Other RAL colours on request.

#### Wiring

Power input cable OPEN END 1,000 mm

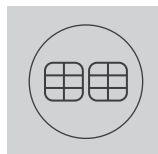


Optional Accessories



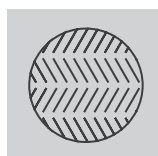
honeycomb louvre  
\*can not be ordered separately

A02



anti-glare grille  
\*can not be ordered separately

A03



anti-slip glass  
\*can not be ordered separately

A18

Ordering Information

example: 1913W50(0.5).0006.2780.01+A02

1913W50(0.5) · [ ] · [ ] · [ ] + [ ]

product	beam angle	light colour / CCT	finish colour	accessory
DAN LITE 50W (500MM)	<b>0006</b> 6°	<b>2780</b> 2700K RA80	<b>01</b> stainless steel	<b>A02</b> honeycomb louvre
	<b>0012</b> 12°	<b>3080</b> 3000K RA80		<b>A03</b> anti-glare grille
	<b>0020</b> 20°	<b>4080</b> 4000K RA80		<b>A18</b> anti-slip glass
	<b>0030</b> 30°			
	<b>0045</b> 45°			
	<b>0060</b> 60°			
	<b>1070</b> 10°x70°			