

PRODUCT DATASHEET

Last information update: Mar. 2025



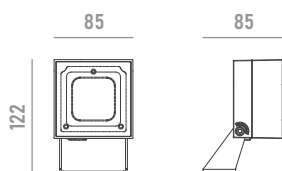
CUBE-1

0822W10

Architectural LED floodlight for outdoor applications

Technical Features

Power	10W
Input voltage	AC100-240V
Insulation class	I
Delivered flux	500 lm ±10%
Light distribution type	Symmetrical
Beam angle	Ultra spot 2°
Light colour / CCT	2700K, 3000K, 4000K
CRI	80
Source type	LED
LED number	1
MacAdam step	5
Power supply	Built-in
Control	ON/OFF
Protection index	IP66
Impact resistance	IK08
Lifetime	50,000 hours Ta=25°C



Construction

High weather-resistant fluorocarbon painted die-cast aluminum body, tempered glass cover, polycarbonate optical lenses.

Temperature Limits

Ambient operating temperature	from -20°C to +50°C
Storage temperature	from -40°C to +70°C

Installation

Surface mounted with adjustable bracket (standard).

Finish Colours

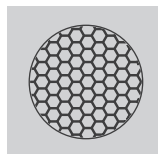
RAL9023 Pearl Dark Grey (standard). Other RAL colours on request.

Wiring

Power input cable OPEN END 1,000 mm

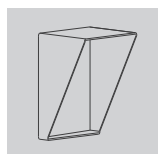


Optional Accessories

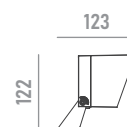


honeycomb louvre
*can not be ordered separately

A02



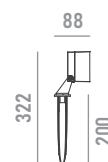
anti-glare visor
*can not be ordered separately



A06



spike
*can not be ordered separately



A16

Ordering Information

example: 0822W10.0002.2780.01+A02

0822W10 · [] · [] · [] + []

product	beam angle	light colour / CCT	finish colour	accessory
CUBE-1-10W ultra spot	0002 2°	2780 2700K RA80	01 RAL9023	A02 honeycomb louvre
		3080 3000K RA80		A06 anti-glare visor
		4080 4000K RA80		A16 spike