

PRODUCT DATASHEET

Last information update: May 2023



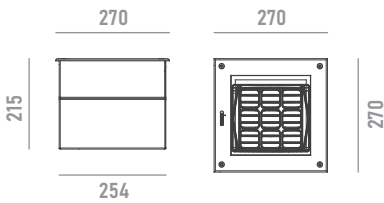
SONAX SQUARE

1918W90

Inground LED luminaire for outdoor applications

Technical Features

Power	90W
Input voltage	DC24V (constant voltage)
Insulation class	III
Delivered flux	3,600 lm ±10%
Light distribution type	symmetrical / elliptical
Beam angle	8°, 15°, 20°, 30° / 15°x60°
Light colour / CCT	RGBW
CRI	-
Source type	LED (4-IN-1)
LED number	9
MacAdam step	-
Power supply	Not included
Control	DMX512
Protection index	IP67
Impact resistance	IK10
Walk over	yes
Drive over	yes
Lifetime	50,000 hours Ta=25°C



Construction

Aluminum body and recessed box, tempered glass cover, stainless steel trim, polycarbonate optical lenses.

Temperature Limits

Ambient operating temperature	from -20°C to +50°C
Storage temperature	from -40°C to +70°C

Installation

Ground recessed with recessed box.

Finish Colours


Stainless steel (for trim) as standard colour. RAL colours on request.

Wiring

Power input cable OPEN END 500mm
 DMX input cable MALE connector 500mm
 DMX output cable FEMALE connector 500mm

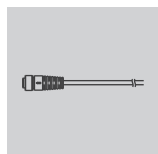


Optional Accessories




accessory for improved safety
*can not be ordered separately

anti-slip glass



with female 4-pin waterproof connector for DMX
* specify cable length to complete order

leader cable



with male and female 4-pin waterproof connector for DMX
* specify cable length to complete order

extension cable

Ordering Information

example: 1918W90.0008.4130K.01+A1

1918W90 · [] · [] · [] + []

product	beam angle	light colour / CCT	finish colour	accessory
SONAX SQUARE 90W	0008 8°	4130K RGB+3000K	01 stainless steel	A1 anti-slip glass
	0015 15°	4140K RGB+4000K		LC4 leader cable
	0020 20°			EC4 extension cable
	0030 30°			
	1560 15°x60°			

PRODUCT DATASHEET

Last information update: May 2023



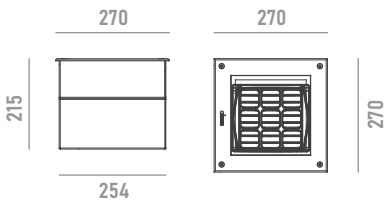
SONAX SQUARE

1918W90(220V)

Inground LED luminaire for outdoor applications

Technical Features

Power	90W
Input voltage	AC100-240V
Insulation class	I
Delivered flux	3,600 lm ±10%
Light distribution type	symmetrical / elliptical
Beam angle	8°, 15°, 20°, 30° / 15°x60°
Light colour / CCT	RGBW
CRI	-
Source type	LED (4-IN-1)
LED number	9
MacAdam step	-
Power supply	built-in
Control	DMX512
Protection index	IP67
Impact resistance	IK10
Walk over	yes
Drive over	yes
Lifetime	50,000 hours Ta=25°C



Construction

Aluminum body and recessed box, tempered glass cover, stainless steel trim, polycarbonate optical lenses.

Temperature Limits

Ambient operating temperature	from -20°C to +50°C
Storage temperature	from -40°C to +70°C

Installation

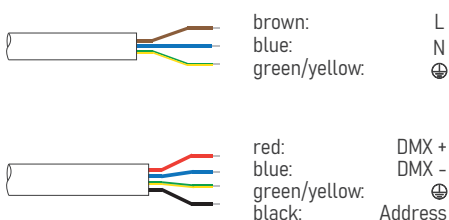
Ground recessed with recessed box.

Finish Colours

Stainless steel (for trim) as standard colour. RAL colours on request.

Wiring

Power input cable OPEN END 500mm
 DMX input cable MALE connector 500mm
 DMX output cable FEMALE connector 500mm

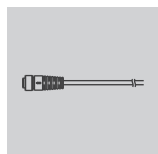


Optional Accessories




accessory for improved safety
*can not be ordered separately

anti-slip glass



with female 4-pin waterproof connector for DMX
* specify cable length to complete order

leader cable



with male and female 4-pin waterproof connector for DMX
* specify cable length to complete order

extension cable

Ordering Information

example: 1918W90(220V).0008.4130K.01+A1

1918W90(220V) · [] · [] · [] + []

product	beam angle	light colour / CCT	finish colour	accessory
SONAX SQUARE 90W	0008 8°	4130K RGB+3000K	01 stainless steel	A1 anti-slip glass
	0015 15°	4140K RGB+4000K		LC4 leader cable
	0020 20°			EC4 extension cable
	0030 30°			
	1560 15°x60°			