

PRODUCT DATASHEET

Last information update: May 2023



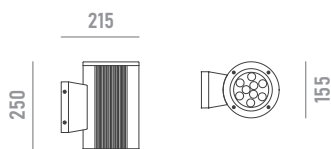
NIKO WALL

2022W16

Surface mounted LED luminaire for outdoor applications

Technical Features

Power	16W
Input voltage	AC100-240V
Insulation class	I
Delivered flux	1,280 lm ±10%
Light distribution type	symmetrical (down light)
Beam angle	8°, 12°, 20°, 30°, 45°
Light colour / CCT	2700K, 3000K, 4000K
CRI	80
Source type	LED
LED number	9
MacAdam step	5
Power supply	Built-in
Control	ON/OFF
Protection index	IP66
Impact resistance	IK07
Lifetime	50,000 hours Ta=25°C



Construction

Fluorocarbon painted die-cast aluminum body, tempered glass cover, polycarbonate optical lenses.

Temperature Limits

Ambient operating temperature	from -20°C to +50°C
Storage temperature	from -40°C to +70°C

Installation

Surface mounted with base.

Finish Colours

RAL9023 as standard colour, other RAL colours on request.





Wiring

Power input cable OPEN END 500mm



Ordering Information

example: **2022W16.0008.2780.01**

2022W16 ·  ·  ·  + 

product	beam angle	light colour / CCT	finish colour
NIKO WALL 16W DOWN	0008 8°	2780 2700K RA80	01 RAL9023
	0012 12°	3080 3000K RA80	
	0020 20°	4080 4000K RA80	
	0030 30°		
	0045 45°		