

## PRODUCT DATASHEET

Last information update: May 2023



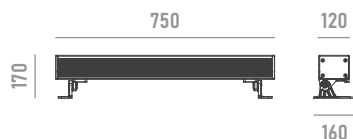
### DELTA

0819W240

Architectural LED floodlight for outdoor applications

#### Technical Features

Power	240W
Input voltage	AC100-240V
Insulation class	I
Delivered flux	10,800 lm ±10%
Light distribution type	symmetrical / elliptical
Beam angle	9°, 15°, 20°, 30°, 45° / 15°x60°
Light colour / CCT	RGBW
CRI	-
Source type	LED ( 4-IN-1)
LED number	36
MacAdam step	-
Power supply	Built-in
Control	DMX512
Protection index	IP66
Impact resistance	IK08
Lifetime	50,000 hours Ta=25°C



#### Construction

Fluorocarbon painted die-cast aluminum body, tempered glass cover, polycarbonate optical lenses.

#### Temperature Limits

Ambient operating temperature	from -20°C to +50°C
Storage temperature	from -40°C to +70°C

#### Installation

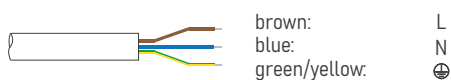
Surface mounted with adjustable bracket.

#### Finish Colours

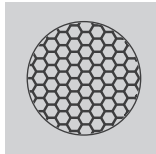
RAL9023 as standard colour, other RAL colours on request.

#### Wiring

Power input cable OPEN END 500mm  
DMX input cable MALE connector 500mm  
DMX output cable FEMALE connector 500mm

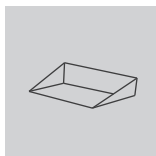


Optional Accessories



anti-glare accessory for improved visual comfort  
\*can not be ordered separately


honeycomb



anti-glare accessory for improved visual comfort  
\*can not be ordered separately




visor



with female 4-pin waterproof connector for DMX  
\* specify cable length to complete order

leader cable



with male and female 4-pin waterproof connector for DMX  
\* specify cable length to complete order

extension cable

Ordering Information

example: 0819W240.0009.4130K.01+A1

0819W240 · [ ] · [ ] · [ ] + [ ]

product	beam angle	light colour / CCT	finish colour	accessory
DELTA 240W	0009 9°	4130K RGB+3000K	01 RAL9023	A1 honeycomb
	0015 15°	4140K RGB+4000K		A2 visor
	0020 20°			LC4 leader cable
	0030 30°			EC4 extension cable
	0045 45°			
	1560 15°x60°			