

PRODUCT DATASHEET

Last information update: May 2023



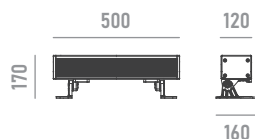
DELTA

0819W160

Architectural LED floodlight for outdoor applications

Technical Features

Power	160W
Input voltage	AC100-240V
Insulation class	I
Delivered flux	5,600 lm ±10%
Light distribution type	symmetrical
Beam angle	ultra spot 2.5°
Light colour / CCT	RGBW
CRI	-
Source type	LED
LED number	24
MacAdam step	-
Power supply	Built-in
Control	DMX512
Protection index	IP66
Impact resistance	IK08
Lifetime	50,000 hours Ta=25°C



Construction

Fluorocarbon painted die-cast aluminum body, tempered glass cover, polycarbonate optical lenses.

Temperature Limits

Ambient operating temperature	from -20°C to +50°C
Storage temperature	from -40°C to +70°C

Installation

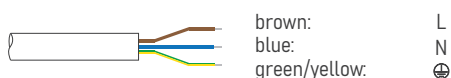
Surface mounted with adjustable bracket.

Finish Colours

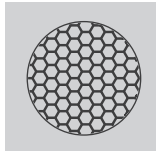
RAL9023 as standard colour, other RAL colours on request.

Wiring

Power input cable OPEN END 500mm
 DMX input cable MALE connector 500mm
 DMX output cable FEMALE connector 500mm

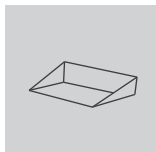


Optional Accessories



anti-glare accessory for improved visual comfort
*can not be ordered separately

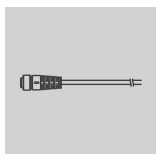
honeycomb



anti-glare accessory for improved visual comfort
*can not be ordered separately




visor



with female 4-pin waterproof connector for DMX
* specify cable length to complete order

leader cable



with male and female 4-pin waterproof connector for DMX
* specify cable length to complete order

extension cable

Ordering Information

example: 0819W160.0002.RGB30K.01+A1

0819W160 · [] · [] · [] + []

product	beam angle	light colour / CCT	finish colour	accessory
DELTA 160W ULTRA SPOT	0002 2.5°	RGB30K RGB+3000K	01 RAL9023	A1 honeycomb
		RGB40K RGB+4000K		A2 visor
				LC4 leader cable
				EC4 extension cable