

PRODUCT DATASHEET

Last information update: May 2023



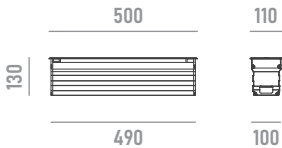
DAN 2.0

1913W50(0.5)

Inground linear LED wallwasher for outdoor applications

Technical Features

Power	50W
Input voltage	DC24V (constant voltage)
Insulation class	III
Delivered flux	3,750 lm ±10%
Light distribution type	symmetrical / elliptical
Beam angle	6°, 12°, 20°, 30°, 45°, 60° 5°x20°, 10°x70°
Light colour / CCT	2700K, 3000K, 4000K
CRI	80
Source type	LED
LED number	10
MacAdam step	5
Power supply	Not included
Control	ON/OFF
Protection index	IP67
Impact resistance	IK10
Walk over	yes
Drive over	yes
Lifetime	50,000 hours Ta=25°C



Construction

Aluminum body and recessed box, tempered glass cover, stainless steel trim, polycarbonate optical lenses.

Temperature Limits

Ambient operating temperature	from -20°C to +50°C
Storage temperature	from -40°C to +70°C

Installation

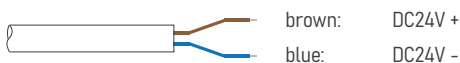
Ground recessed with recessed box.

Finish Colours


Stainless steel (for trim) as standard colour. RAL colours on request.

Wiring

Power input cable MALE connector 500mm
Power output cable FEMALE connector 500mm




Optional Accessories




anti-glare accessory for improved visual comfort
*can not be ordered separately

honeycomb



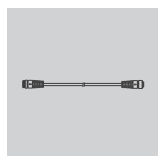
accessory for improved safety
*can not be ordered separately

anti-slip glass



with female 2-pin waterproof connector for Power
* specify cable length to complete order

leader cable



with male and female 2-pin waterproof connector for Power
* specify cable length to complete order

extension cable

Ordering Information

example: 1913W50(0.5).0006.2780.01+A1

1913W50(0.5) · [] · [] · [] + []

product	beam angle	light colour / CCT	finish colour	accessory
DAN 2.0 500MM 50W	0006 6°	2780 2700K RA80	01 stainless steel	A1 honeycomb
	0012 12°	3080 3000K RA80		A2 anti-slip glass
	0020 20°	4080 4000K RA80		LC2 leader cable
	0030 30°			EC2 extension cable
	0045 45°			
	0060 60°			
	0520 5°x20°			
	1070 10°x70°			

PRODUCT DATASHEET

Last information update: May 2023



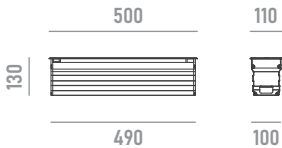
DAN 2.0

1913W50(0.5)(220V)

Inground linear LED wallwasher for outdoor applications

Technical Features

Power	50W
Input voltage	AC100-240V
Insulation class	I
Delivered flux	3,750 lm ±10%
Light distribution type	symmetrical / elliptical
Beam angle	6°, 12°, 20°, 30°, 45°, 60° 5°x20°, 10°x70°
Light colour / CCT	2700K, 3000K, 4000K
CRI	80
Source type	LED
LED number	10
MacAdam step	5
Power supply	built-in
Control	ON/OFF
Protection index	IP67
Impact resistance	IK10
Walk over	yes
Drive over	yes
Lifetime	50,000 hours Ta=25°C



Construction

Aluminum body and recessed box, tempered glass cover, stainless steel trim, polycarbonate optical lenses.

Temperature Limits

Ambient operating temperature	from -20°C to +50°C
Storage temperature	from -40°C to +70°C

Installation

Ground recessed with recessed box.

Finish Colours


Stainless steel (for trim) as standard colour. RAL colours on request.

Wiring

Power input cable OPEN END 500mm




Optional Accessories



anti-glare accessory for improved visual comfort
*can not be ordered separately

honeycomb



accessory for improved safety
*can not be ordered separately

anti-slip glass

Ordering Information

example: 1913W50(0.5)(220V).0006.2780.01+A1

1913W50(0.5)(220V) · [] · [] · [] + []

product	beam angle	light colour / CCT	finish colour	accessory
DAN 2.0 500MM 50W	0006 6°	2780 2700K RA80	01 stainless steel	A1 honeycomb
	0012 12°	3080 3000K RA80		A2 anti-slip glass
	0020 20°	4080 4000K RA80		
	0030 30°			
	0045 45°			
	0060 60°			
	0520 5°x20°			
	1070 10°x70°			